



Patrick Anderson, EMS Chief
 101 Lincoln Street
 Verona, WI 53593
 608-497-2909 (Business Office)
 608-845-9455 (Fax)
 www.fitchronaems.com

Chief's Report

September-2024

EMS Calls for Service				
Month	2022	2023	2024	Change from Previous Year
January	341	432	412	-5%
February	285	359	386	8%
March	346	411	384	-7%
April	328	376	382	2%
May	381	391	414	6%
June	370	403	469	16%
July	349	359	457	27%
August	372	440	464	5%
September	369	445		
October	342	414		
November	387	405		
December	427	423		
Total	4,267	4,858	3368	6.6%

Runs by Municipality				
Municipality	Aug-24	Aug-23	Year to Date	Percent of Total Runs to Date
City of Fitchburg	318	298	2267	67%
City of Verona	117	97	865	26%
Town of Verona	18	14	87	3%
City of Madison	3	3	39	1%
Belleville (District)	3	6	22	1%
Mount Horeb (Dist)	4	12	46	1%
Other	1	10	42	1%

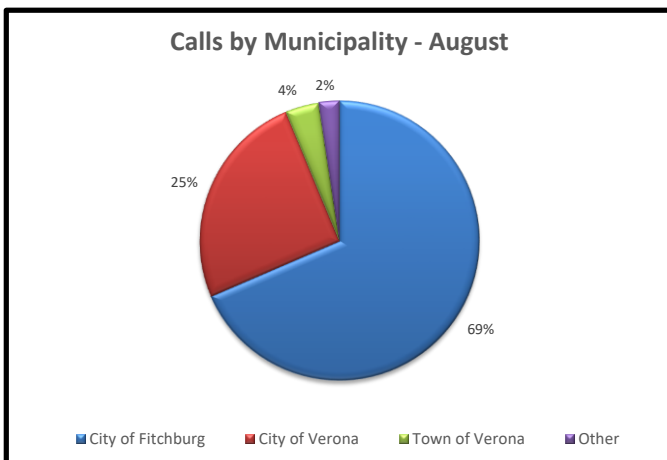
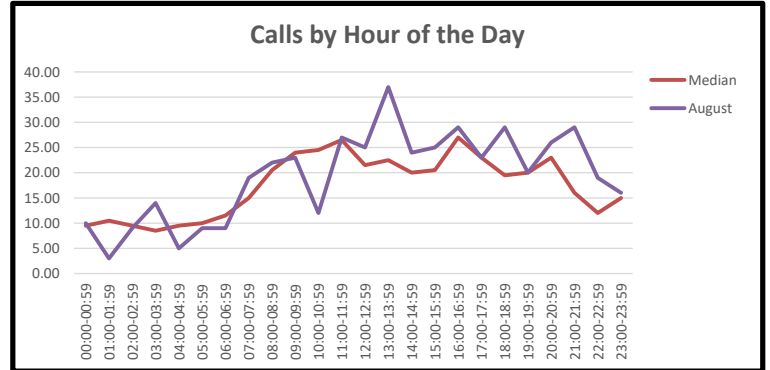
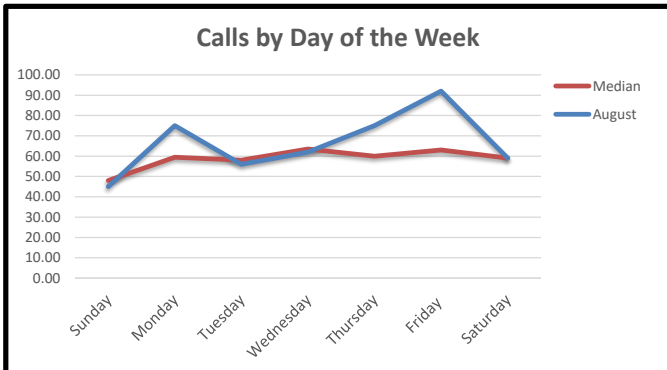
Fractile Times for Previous Month		
	Service Median (in minutes)	90th Percentile (in minutes)
Notified to Enroute	1.48	2.62
En Route to Arrived on Scene	4.78	8.25
Notified to Arrived on Scene	6.28	9.91
On scene to Transporting	13.97	22.77
Transporting to Destination	15.18	22.64
At Destination to Unit in Service	11.68	16.88

Special Reporting		
	Aug-24	Aug-23
Naloxone Administration	2	6
Car 15/17 Responses	15	9
Out of Resources	2024	2023
All trucks on calls - July	29	24
Mutual Aid Required - YTD	33	42 Total

Average calls per day - Previous Year (2023)	13.31
Average calls per day - Year to date	13.80

Community Events August 18-September 9th	
CPR Course - Adesys	Nichole Newton
CPR Course - Capital Gymnastics	Nichole Newton and Patrick Anderson
CPR/First Aid - Engineering Industries	Sara Imhoff
City of Fitchburg Government Jobs Camp	Vanessa Kersten and Sara Imhoff
Verona High School Varsity Football	Lane Mathson, Gary Salmela, Macayla Quinn
Verona High School Cross County Invitational	Chip Hankley, Sarah Imhoff, Mollie Olson, Kristy Schnabel

Statistics



Top 70% Dispatch Reasons for Calls for Service - August			
Previous Month	Current Month	Complaint	
1	1	Sick Person	19.44 %
2	2	Falls	15.12 %
3	3	Unknown Problem	13.82 %
4	4	Chest Pain	7.34 %
6	5	Breathing Problem	4.97 %
5	6	Unconscious/Fainting	4.97 %
7	7	Traffic Incident	4.32 %
	8	Fire	3.24 %
			73.22 %

Calls by Station - August		
Verona	141	30%
FB Sta 2	159	34%
FB Sta 3	161	35%

Financial Report

A/R Aging (as of August 31st, 2024)

	0-30	31-60	61-90	91-120	121-180	180+	Total	
3Rivers	\$8,632	\$2,856	\$5,138	\$7,556	\$53,634	\$235,004	\$312,819	
EMS MC	\$1,055,146	\$285,676	\$208,910	\$184,025	\$340,360	\$13,667	\$2,087,783	
Total	\$1,063,778	\$288,531	\$214,047	\$191,581	\$393,994	\$248,670	\$2,400,602	
Current %	44.3%	12.0%	8.9%	8.0%	16.4%	10.4%	100.0%	
Goals	40.0%	20.0%	10.0%	7.0%	8.0%	3.0%	15.0%	103.0%

Cash on Hand

	8/31/2024	Previous Month	Previous Year	Change from Prev Month		Change from Prev Year	
Checking/Market	\$ 1,455,468.55	\$ 1,519,829.41	\$ 855,435.05	\$ (64,360.86)	\$	\$ 600,033.50	
Savings	\$ 96,768.64	\$ 51,707.66	\$ 18,586.90	\$ 45,060.98	\$	\$ 78,181.74	
Oak Bank - CD 8518	\$ 150,931.43	\$ 150,931.43	\$ 150,931.43	\$ -	\$	\$ -	
Oak Bank - CD 0852	\$ 100,000.00	\$ 100,000.00	\$ 100,993.45	\$ -	\$	\$ (993.45)	
Oak Bank - CD 1824	\$ 200,000.00	\$ 200,000.00	\$ -	\$ -	\$	\$ 200,000.00	
WISC Funds	\$ 263,640.20	\$ 262,511.31	\$ 250,573.93	\$ 1,128.89	\$	\$ 13,066.27	
Total Cash	\$ 2,266,808.82	\$ 2,284,979.81	\$ 1,376,520.76	\$ (18,170.99)	\$	\$ 890,288.06	

Assigned Fund Balances - Oak Bank

	8/31/2024	Previous Month	Previous Year	Change from Prev Month		Change from Prev Year	
FAP Funds (Restricted)	\$ 9,367.13	\$ 9,367.13	\$ 1,161.19	\$ -	\$	\$ 8,205.94	
2024 EPIC Grant	\$ 46,167.81	\$ 1,167.81	\$ 1,167.81	\$ 45,000.00	\$	\$ 45,000.00	
Labor Contract Funds	\$ 24,000.00	\$ 24,000.00	\$ 24,000.00	\$ -	\$	\$ -	
Total Assigned Funds	\$ 79,534.94	\$ 34,534.94	\$ 26,329.00	\$ 45,000.00	\$	\$ 53,205.94	

Assigned Fund Balances - WISC - Health Retirement Account Funds

	8/31/2024	Previous Month	Previous Year	Change from Prev Month		Change from Prev Year	
Money Market	\$ 649.05	\$ 649.05	\$ 618.90	\$ -	\$	\$ 30.15	
Investment Acct	\$ 262,991.15	\$ 261,862.26	\$ 249,955.03	\$ 1,128.89	\$	\$ 13,036.12	
Total Assigned Funds	\$ 263,640.20	\$ 262,511.31	\$ 250,573.93	\$ 1,128.89	\$	\$ 13,066.27	

August Donations

\$45,000 - Epic Donation for Cot Scales

September Milestones

Brandon Ryan - 13 Years

Comparables - Calls for Service

Service	2017	2018	2019	2020	2021	2022	2023	Percent Change 2022-2023
Fitch-Rona EMS	3077	3245	3443	3505	4184	4267	4858	13.9%
Middleton EMS	1816	1825	1969	1898	2254	2543	2715	6.8%
Sun Prairie EMS	2828	2839	3165	3213	3368	3692	4424	19.8%

Other Updates

Replacement ambulance delivery (2023) now expected to be delayed until **December**

Starting the process to hire the Deputy Chief of Training and Ops for January 1

Working through another part-time medic hiring process

New EMS Fellow - Dr. Nich Genthe starting to work with crews

SHOUT OUTS

Molly Schulz for showing off the ambulance at FFD story time planned for 50 kids when 130 showed up!

Ryan Robertson and Andrew Jensen for great care on a complex pediatric patient from the UW Peds team

Thank you card for providing care for a family member to Dale Dow, Jeremy Owen, and Ava Montemayor

Nice job was sent from Capital Gymnastics to Nichole for a great CPR class!