



# Chief's Report

## July-2024

EMS Calls for Service				
Month	2022	2023	2024	Change from Previous Year
January	341	432	412	-5%
February	285	359	386	8%
March	346	411	384	-7%
April	328	376	382	2%
May	381	391	414	6%
June	370	403	469	16%
July	349	359		
August	372	440		
September	369	445		
October	342	414		
November	387	405		
December	427	423		
<b>Total</b>	<b>4,267</b>	<b>4,858</b>	<b>2447</b>	<b>3.4%</b>

Runs by Municipality				
Municipality	Jun-24	Jun-23	Year to Date	Percent of Total Runs to Date
City of Fitchburg	272	273	1650	67%
City of Verona	110	100	623	25%
Town of Verona	11	8	56	2%
City of Madison	6	3	35	1%
Belleville (District)	2	0	17	1%
Mount Horeb (Dist)	6	8	30	1%
Other	7	11	36	1%

Fractile Times for Previous Month		
	Service Median (in minutes)	90th Percentile (in minutes)
Notified to Enroute	1.45	2.60
En Route to Arrived on Scene	4.86	9.03
Notified to Arrived on Scene	6.57	10.68
On scene to Transporting	15.22	25.07
Transporting to Destination	15.65	24.26
At Destination to Unit in Service	12.17	19.43

2024 Estimated Call Volume 5021		
Special Reporting	Jun-24	Jun-23
Naloxone Administration	1	7
Car 15/17 Responses	10	6
Out of Resources	2024	2023
All trucks on calls - June	29	21
Mutual Aid Required - YTD	22	42 Total

Average calls per day - Previous Year (2023)	13.31
Average calls per day - Year to date	13.45

---

---

---

---

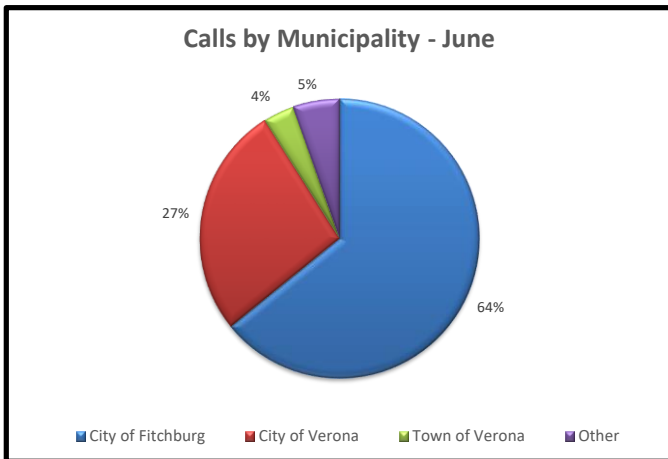
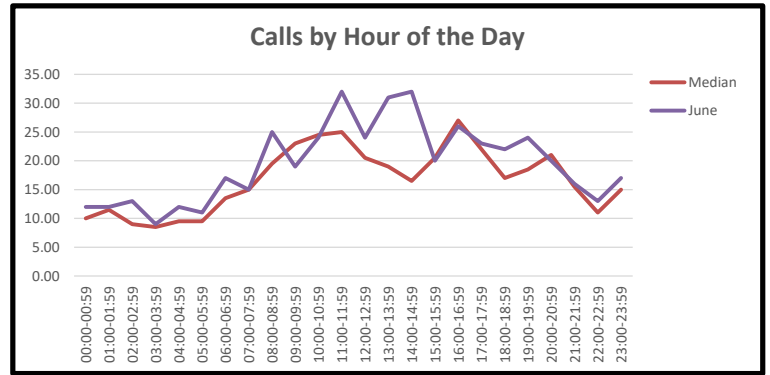
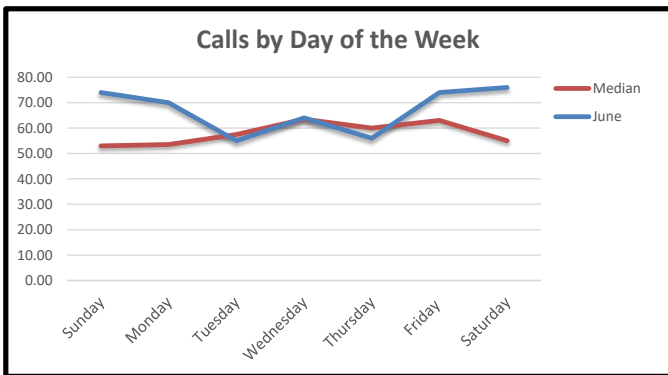
---

---

---

---

### Statistics



Top 70% Dispatch Reasons for Calls for Service - June			
Previous Month	Current Month	Complaint	Percentage
1	1	Falls	17.27 %
5	2	Sick Person	16.63 %
	3	Breathing Problem	7.68 %
3	4	Unknown Problem	7.46 %
4	5	Chest Pain	5.76 %
2	6	Unconscious/Fainting	5.76 %
6		Traffic Incident	4.90 %
		Traumatic Injury	3.84 %
		Stroke	3.2
			<b>72.50 %</b>

Calls by Station - June		
Station	Count	Percentage
Verona	145	31%
FB Sta 2	179	38%
FB Sta 3	145	31%

## Financial Report

### A/R Aging (as of June 30th, 2024)

	0-30	31-60	61-90	91-120	121-150	151-180	180+	Total
3Rivers	\$1,721	\$9,853	\$10,680	\$28,445	\$38,917	\$6,311	\$246,286	\$342,213
EMS MC	\$941,894	\$353,193	\$327,066	\$271,192	\$27,306	\$0	\$150	\$1,920,800
<b>Total</b>	<b>\$943,615</b>	<b>\$363,045</b>	<b>\$337,745</b>	<b>\$299,637</b>	<b>\$66,223</b>	<b>\$6,311</b>	<b>\$246,436</b>	<b>\$2,263,013</b>
<b>Current %</b>	<b>41.7%</b>	<b>16.0%</b>	<b>14.9%</b>	<b>13.2%</b>	<b>2.9%</b>	<b>0.3%</b>	<b>10.9%</b>	<b>100.0%</b>
<b>Goals</b>	40.0%	20.0%	10.0%	7.0%	5.0%	3.0%	15.0%	100.0%

### Cash on Hand

	6/28/2024	Previous Month	Previous Year	Change from Prev Month	Change from Prev Year
Checking/Market	\$ 1,627,496.65	\$ 777,173.16	\$ 740,848.06	\$ 850,323.49	\$ 886,648.59
Savings	\$ 51,561.04	\$ 51,521.52	\$ 19,741.71	\$ 39.52	\$ 31,819.33
Oak Bank - CD 8518	\$ 150,931.43	\$ 150,931.43	\$ 150,931.43	\$ -	\$ -
Oak Bank - CD 0852	\$ 101,139.62	\$ 100,000.00	\$ 100,000.00	\$ 1,139.62	\$ 1,139.62
Oak Bank - CD 1824	\$ 200,000.00	\$ 200,000.00		\$ -	\$ 200,000.00
WISC Funds	\$ 261,387.13	\$ 260,308.14	\$ 249,240.52	\$ 1,078.99	\$ 12,146.61
<b>Total Cash</b>	<b>\$ 2,392,515.87</b>	<b>\$ 1,539,934.25</b>	<b>\$ 1,260,761.72</b>	<b>\$ 852,581.62</b>	<b>\$ 1,131,754.15</b>

### Assigned Fund Balances - Oak Bank

	6/30/2024	Previous Month	Previous Year	Change from Prev Month	Change from Prev Year
FAP Funds (Restricted)	\$ 9,367.13	\$ 9,367.13	\$ 1,161.19	\$ -	\$ 8,205.94
2024 EPIC Grant	\$ -	\$ -	\$ 1,167.81	\$ -	\$ -
Labor Contract Funds	\$ 24,000.00	\$ 24,000.00	\$ 24,000.00	\$ -	
<b>Total Assigned Funds</b>	<b>\$ 33,367.13</b>	<b>\$ 33,367.13</b>	<b>\$ 26,329.00</b>	<b>\$ -</b>	<b>\$ 7,038.13</b>

### Assigned Fund Balances - WISC - Health Retirement Account Funds

	6/30/2024	Previous Month	Previous Year	Change from Prev Month	Change from Prev Year
Money Market	\$ 646.26	\$ 643.56	\$ 613.32	\$ 2.70	\$ 32.94
Investment Acct	\$ 260,740.87	\$ 259,664.58	\$ 248,627.20	\$ 1,076.29	\$ 12,113.67
<b>Total Assigned Funds</b>	<b>\$ 261,387.13</b>	<b>\$ 260,308.14</b>	<b>\$ 249,240.52</b>	<b>\$ 1,078.99</b>	<b>\$ 12,146.61</b>

### June Donations

### July Milestones

Dale Dow - 26- Years  
 Gary Salmela - 23- Years  
 Andrew Jensen - 10 Years  
 Nichole Newton - 5 Years  
 Kathryn Floyd - 5 Years  
 Justin Mitmoen - 5 Years  
 Kelly Cloudsdale - 5 Years  
 Ryan Robertson - 4 years  
 Mollie Olson - 2 years  
 Lane Mathson - 1 year  
 Vanessa Kersten - 1 year  
 Ava Montemayor - 1 year

### Comparables - Calls for Service

Service	2017	2018	2019	2020	2021	2022	2023	Percent Change 2022-2023
Fitch-Rona EMS	3077	3245	3443	3505	4184	4267	4858	13.9%
Middleton EMS	1816	1825	1969	1898	2254	2543	2715	6.8%
Sun Prairie EMS	2828	2839	3165	3213	3368	3692	4424	19.8%

### Other Updates

Replacement ambulance delivery (2023) now expected to be delayed until **December**  
 Biennial ambulance inspections completed on July 1- Minor deficiencies  
 Currently working through an LTE promotion process to fill the open position held by Kelly

### SHOUT OUTS

Patient email thanking the crew for their "respect and kindness" - Jonah, Jeremy and Ava

Patient Thank you Card - Sara and Ryan
Shout out to Mollie Olson and Lane Mathson for volunteering to work with the State EMS office to make an awesome marketing video for careers in EMS
Thank you to Hayden Latsch and Frank Loyo from UW Health for providing Compression-Only CPR training at FPD Amigos en Azul (in Spanish)