



Patrick Anderson, EMS Chief

101 Lincoln Street  
 Verona, WI 53593  
 608-497-2909 (Business Office)  
 608-845-9455 (Fax)  
 www.fitchronaems.com

# Chief's Report

## November-2025

EMS Calls for Service				
Month	2023	2024	2025	Change from Previous Year
January	432	412	491	19%
February	359	386	472	22%
March	411	384	421	10%
April	376	382	475	24%
May	391	414	411	-1%
June	403	469	458	-2%
July	359	457	483	6%
August	440	464	431	-7%
September	445	431	447	4%
October	414	464	482	4%
November	405	454		
December	423	467		
<b>Total</b>	<b>4,858</b>	<b>5,184</b>	<b>4571</b>	<b>7.9%</b>

Estimate for 2025 5591

Special Reporting	Oct-25	Oct-24
<b>Naloxone Administration</b>	<b>7</b>	<b>3</b>
<b>Car 15/17 Responses</b>	<b>10</b>	<b>4</b>
<b>Out of Resources</b>	<b>2025</b>	<b>2024</b>
All trucks on calls - October	31	19
Mutual Aid Required (to date)	46	45 Total

Runs by Municipality				
Municipality	Oct-25	Oct-24	Year to Date	Percent of Total Runs to Date
City of Fitchburg	286	299	2935	64%
City of Verona	152	105	1261	28%
Town of Verona	20	20	133	3%
City of Madison	8	9	64	1%
Belleville (District)	1	9	42	1%
Mount Horeb (Dist)	7	8	85	2%
Other	8	14	51	1%

Fractile Times for Previous Month		
	Service Median (in minutes)	90th Percentile (in minutes)
Notified to Enroute	1.46	2.61
En Route to Arrived on Scene	4.73	9.24
Notified to Arrived on Scene	6.40	10.89
On scene to Transporting	13.75	22.33
Transporting to Destination	15.95	24.18
At Destination to Unit in Service	11.28	18.15

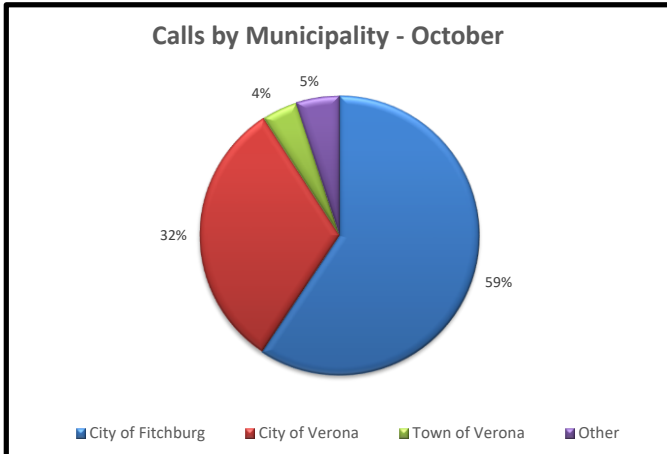
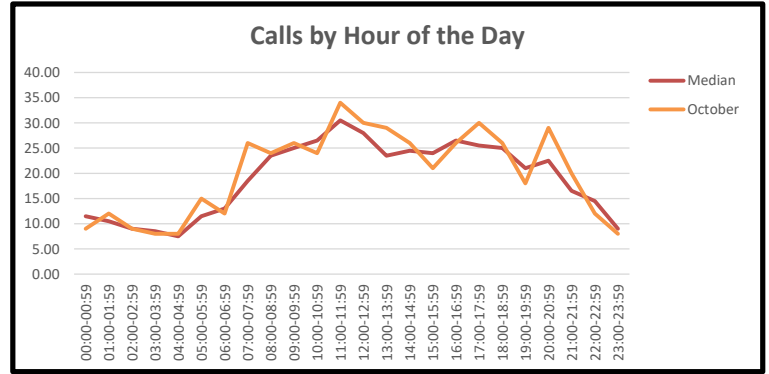
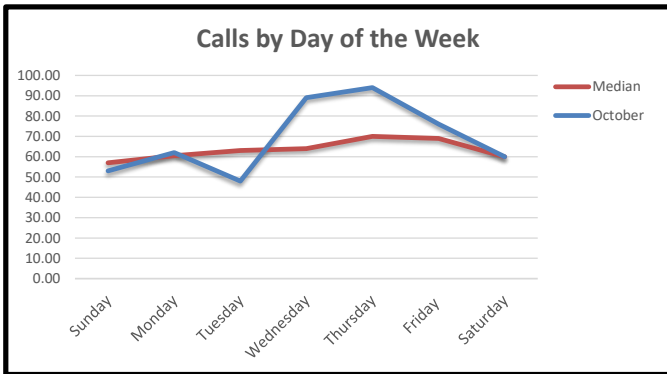
Average calls per day - Previous Year (2024)	14.16
Average calls per day - Year to date	15.04

### Community Events October 16 - November 11th

- Stop the Bleed Course at Verona Library
- Verona High School Cross County Sectional
- EMS Support for Verona Fire House Burn
- Hands Only CPR at the Fitchburg Library
- CPR/Stop the Bleed with Fitchburg Library Staff
- AED/CPR at St. James Church
- Falls Prevention Talks

- Jeff
- Sara, Lane, Mollie O, Kristy, Austin
- Sara, Kristy
- Jeff
- Patrick
- Patrick
- Jeff

### Statistics



Top 70% Dispatch Reasons for Calls for Service - October			
Previous Month	Current Month	Complaint	Percentage
2	1	Falls	20.54 %
1	2	Sick Person	20.33 %
5	6	Chest Pain	6.85 %
6	5	Unconscious/Fainting	6.64 %
3	3	Unknown Problem	6.22 %
	4	Traffic Incident	6.02 %
	5	Hemorrhage	5.19 %
			%
			<b>71.79 %</b>

Calls by Station - October		
Station	Calls	Percentage
Verona	173	36%
FB Sta 2	164	34%
FB Sta 3	145	30%

**Financial Report**

**A/R Aging (as of October 31st, 2025)**

	0-30	31-60	61-90	91-120	121-180	180+	Total
EMS MC	\$925,914	\$383,383	\$144,184	\$175,143	\$121,901	\$185,072	\$1,935,597
Current %	<b>47.8%</b>	<b>19.8%</b>	<b>7.4%</b>	<b>9.0%</b>	<b>6.3%</b>	<b>9.6%</b>	<b>100.0%</b>
Goals	40.0%	20.0%	10.0%	7.0%	8.0%	3.0%	100.0%

**Cash on Hand**

	10/31/2025	Previous Month	Previous Year	Change from Prev Month	Change from Prev Year
Checking/Market	\$ 1,282,707.57	\$ 1,435,552.61	\$ 1,147,760.06	\$ (152,845.04)	\$ 134,947.51
Savings	\$ 120,760.51	\$ 122,845.13	\$ 52,652.46	\$ (2,084.62)	\$ 68,108.05
Oak Bank - CD 8518	\$ 200,000.00	\$ 200,000.00	\$ 150,931.43	\$ -	\$ 49,068.57
Oak Bank - CD 0852	\$ 100,000.00	\$ 100,000.00	\$ 100,000.00	\$ -	\$ -
Oak Bank - CD 1824	\$ 200,000.00	\$ 200,000.00	\$ 200,000.00	\$ -	\$ -
WISC Funds	\$ 899,909.44	\$ 896,849.02	\$ 265,756.17	\$ 3,060.42	\$ 634,153.27
<b>Total Cash</b>	<b>\$ 2,803,377.52</b>	<b>\$ 2,955,246.76</b>	<b>\$ 1,917,100.12</b>	<b>\$ (151,869.24)</b>	<b>\$ 886,277.40</b>

**Assigned Fund Balances - Oak Bank**

	10/31/2025	Previous Month	Previous Year	Change from Prev Month	Change from Prev Year
FAP Funds (Restricted)	\$ 74,095.52	\$ 74,646.52	\$ 9,367.13	\$ (551.00)	\$ 64,728.39
2024 EPIC Grant	\$ 6,246.03	\$ 6,246.03	\$ 580.00	\$ -	\$ 5,666.03
Labor Contract Funds	\$ 18,222.50	\$ 20,157.00	\$ 24,000.00	\$ (1,934.50)	\$ (5,777.50)
<b>Total Assigned Funds</b>	<b>\$ 98,564.05</b>	<b>\$ 101,049.55</b>	<b>\$ 33,947.13</b>	<b>\$ (2,485.50)</b>	<b>\$ 64,616.92</b>

**WISC Investments**

	10/31/2025	Previous Month	Previous Year	Change from Prev Month	Change from Prev Year
HRA Cash Management (CMS)	\$ 183,279.63	\$ 182,664.76	\$ 657.33	\$ 614.87	\$ 182,622.30
HRA Investment Acct (IS)	\$ 292,230.44	\$ 291,208.63	\$ 265,098.84	\$ 1,021.81	\$ 27,131.60
Unassigned Fund Balance	\$ 424,399.37	\$ 422,975.63	\$ -	\$ 1,423.74	\$ -
<b>Total Assigned Funds</b>	<b>\$ 899,909.44</b>	<b>\$ 896,849.02</b>	<b>\$ 265,756.17</b>	<b>\$ 3,060.42</b>	<b>\$ 634,153.27</b>

**October Donations**

\$700 Donation from a patient

**November Milestones**

Jeff Dostalek - 10-years  
Eric Anderson - 4 Years

**Comparables - Calls for Service**

Service	2018	2019	2020	2021	2022	2023	2024	Percent Change 2023-2024
Fitch-Rona EMS	3245	3443	3505	4184	4267	4858	5184	7.6%
Middleton EMS	1825	1969	1898	2254	2543	2715	2769	6.8%
Sun Prairie Fire/ EMS	2839	3165	3213	3368	3692	4424	4961	14.5%

**Other Updates**

Should have Med 41 stocked with all the durable equipment by the end of the year to have 6-fully stocked trucks

**SHOUT OUTS**