



FITCH-RONA EMS DISTRICT

Patrick Anderson, EMS Chief
 101 Lincoln Street
 Verona, WI 53593
 608-497-2909 (Business Office)
 608-845-9455 (Fax)
 www.fitchronaems.com

Chief's Report June-2026

EMS Calls for Service				
Month	2024	2025	2026	Change from Previous Year
January	412	491	474	-3%
February	386	472	453	-4%
March	384	421	417	-1%
April	382	475	393	-17%
May	414	411	491	19%
June	469	458		
July	457	483		
August	464	431		
September	431	447		
October	464	482		
November	454	410		
December	467	453		
Total	5,184	5,434	2228	-1.2%

Runs by Municipality				
Municipality	May-26	May-25	Year to Date	Percent of Total Runs to Date
City of Fitchburg	327	270	1429	64%
City of Verona	123	118	586	26%
Town of Verona	15	10	70	3%
City of Madison	10	5	43	2%
Belleville (District)	6	2	29	1%
Mount Horeb (Dist)	4	4	30	1%
Other	6	2	39	2%

Special Reporting	May-26	May-25
Naloxone Administration	0	4
Car 15/17 Responses	4	11
Out of Resources	2026	2025
All trucks on calls -April	33	13
Mutual Aid Required (to date)	29	55 Total

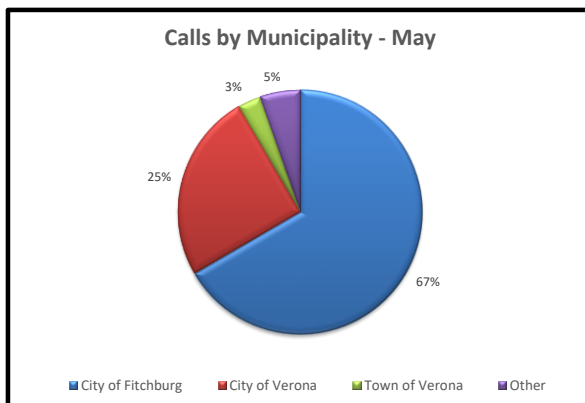
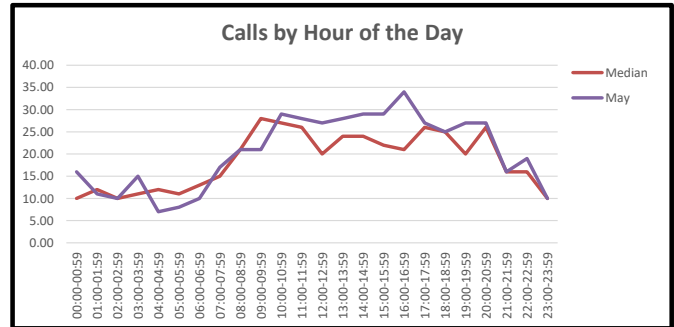
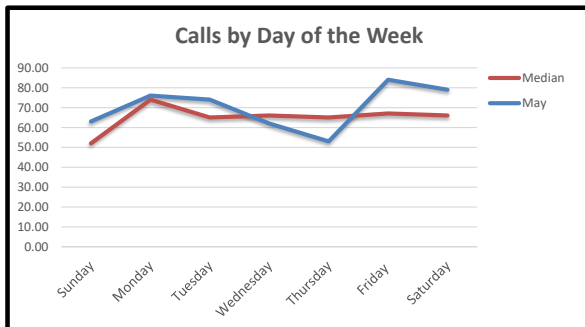
Fractile Times for Previous Month		
	Service Median (in minutes)	90th Percentile (in minutes)
Notified to Enroute	1.37	2.58
En Route to Arrived on Scene	4.70	8.68
Notified to Arrived on Scene	6.30	10.25
On scene to Transporting	13.63	22.73
Transporting to Destination	15.58	24.07
At Destination to Unit in Service	11.48	17.27

Average calls per day - Previous Year (2025)	14.89
Average calls per day - Year to date	14.75

Community Events May 17th - June 17th

CPR/First Aid for City of Fitchburg Parks/Rec Summer Help	Patrick and Devon

Statistics



Top 70% Dispatch Reasons for Calls for Service - May			
Previous Month	Current Month	Complaint	
1	1	Falls	19.76 %
2	2	Sick Person	18.74 %
3	3	Breathing Problems	7.74 %
5	4	Chest Pain	7.13 %
4	5	Unknown Problem	6.31 %
8	6	Seizure	5.30 %
6	7	Unconscious/Fainting	3.46 %
	8	Traffic Incident	2.85 %
			71.29 %

Calls by Station -May		
Verona	147	30%
FB Sta 2	174	35%
FB Sta 3	159	32%

Financial Report

A/R Aging (as of May 31st, 2026)

	0-30	31-60	61-90	91-120	121-180	180+	Total
EMS MC	\$815,747	\$301,922	\$195,389	\$121,391	\$224,596	\$687,449	\$2,346,493
Current %	34.8%	12.9%	8.3%	5.2%	9.6%	29.3%	100.0%
Goals	40.0%	20.0%	10.0%	7.0%	8.0%	3.0%	100.0%

Cash on Hand

	5/31/2026	Previous Month	Previous Year	Change from Prev Month	Change from Prev Year
Checking/Market	\$ 1,276,938.56	\$ 1,414,584.45	\$ 1,546,637.86	\$ (137,645.89)	\$ (269,699.30)
Savings	\$ 290,678.96	\$ 290,300.69	\$ 230,218.49	\$ 378.27	\$ 60,460.47
Oak Bank - CD 8518	\$ 200,000.00	\$ 200,000.00	\$ 150,931.43	\$ -	\$ 49,068.57
Oak Bank - CD 0852	\$ 100,000.00	\$ 100,000.00	\$ 100,000.00	\$ -	\$ -
Oak Bank - CD 1824	\$ 200,000.00	\$ 200,000.00	\$ 200,000.00	\$ -	\$ -
WISC Funds	\$ 910,027.19	\$ 908,698.05	\$ 287,660.16	\$ 1,329.14	\$ 622,367.03
Total Cash	\$ 2,977,644.71	\$ 3,113,583.19	\$ 2,515,447.94	\$ (135,938.48)	\$ 462,196.77

Assigned Fund Balances - Oak Bank

	5/31/2026	Previous Month	Previous Year	Change from Prev Month	Change from Prev Year
FAP Funds (Restricted)	\$ 237,158.37	\$ 237,158.37	\$ 162,286.52	\$ -	\$ 74,871.85
Grants	\$ 6,246.03	\$ 6,246.03	\$ 580.00	\$ -	\$ 5,666.03
Labor Contract Funds	\$ 21,440.00	\$ 21,440.00	\$ 24,000.00	\$ -	\$ (2,560.00)
Total Assigned Funds	\$ 264,844.40	\$ 264,844.40	\$ 186,866.52	\$ -	\$ 77,977.88

WISC Investments

	5/31/2026	Previous Month	Previous Year	Change from Prev Month	Change from Prev Year
HRA Investment Acct (IS)	\$ 481,051.43	\$ 480,320.53	\$ 287,660.16	\$ 730.90	\$ 193,391.27
Unassigned Fund Balance	\$ 428,975.76	\$ 428,377.52	\$ -	\$ 598.24	\$ -
Total Assigned Funds	\$ 910,027.19	\$ 908,698.05	\$ 287,660.16	\$ 1,329.14	\$ 622,367.03

May Donations

--

June Milestones

Tom Bates (Volunteer) - 36 Years
Mollie Jesberger -24 Years
Ryan Robertson - 6 Years
Jamie Ennis - 6 Years
Camden Parman - 6 Years
Katerina Thao - 2 Years
Jazmine Garcia - 1 Year

Comparables - Calls for Service

Service	2019	2020	2021	2022	2023	2024	2025	Percent Change 2024-2025
Fitch-Rona EMS	3443	3505	4184	4267	4858	5184	5434	5.1%
Middleton EMS	1969	1898	2254	2543	2715	2769	2681	-3.2%
Sun Prairie Fire/ EMS	3165	3213	3368	3692	4424	4961	5084	2.8%

Other Updates

Ambulances passed State Inspection with some minor violations

SHOUT OUTS

Thank you those involved with checking out the trucks to pass state inspection. Specific shout out to Jessi and Ross
Thank you to Chip for coordinating the Spring bike medic training/refresher
Meriter Hospital reached to recognize Chanse and Mollie for outstanding patient care