



Patrick Anderson, EMS Chief
 101 Lincoln Street
 Verona, WI 53593
 608-497-2909 (Business Office)
 608-845-9455 (Fax)
 www.fitchronaems.com

Chief's Report

January-2024

EMS Calls for Service				
Month	2021	2022	2023	Change from Previous Year
January	299	341	432	27%
February	304	285	359	26%
March	330	346	411	19%
April	332	328	376	15%
May	320	381	391	3%
June	384	370	403	9%
July	352	349	359	3%
August	375	342	440	29%
September	381	369	445	21%
October	367	342	414	21%
November	359	384	405	5%
December	381	427	423	-1%
Total	4,184	4,320	4858	13.9%

Runs by Municipality				
Municipality	Dec-23	Dec-22	Year to Date	Percent of Total Runs to Date
City of Fitchburg	284	255	3185	66%
City of Verona	105	117	1224	25%
Town of Verona	14	12	143	3%
City of Madison	5	7	58	1%
Belleville (District)	3	7	56	1%
Mount Horeb (Dist)	3	11	69	1%
Other	9	18	123	3%

Fractile Times for Previous Month		
	Service Median (in minutes)	90th Percentile (in minutes)
Notified to Enroute	2.00	2.96
En Route to Arrived on Scene	4.30	5.54
Notified to Arrived on Scene	5.90	8.65
On scene to Transporting	15.38	24.43
Transporting to Destination	12.25	20.90
At Destination to Unit in Service	12.62	22.95

Special Reporting	Dec-23	Dec-23
Naloxone Administration	3	3
Car 15/17 Responses	0	1
Out of Resources	2023	2022
All trucks on calls - December	20	14
Mutual Aid Required - YTD	42	14 Total

Average calls per day - Previous Year (2022)	11.69
Average calls per day - Year to date	13.31

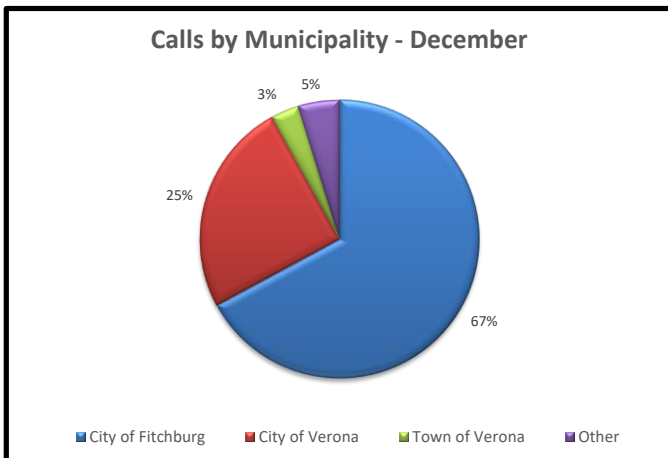
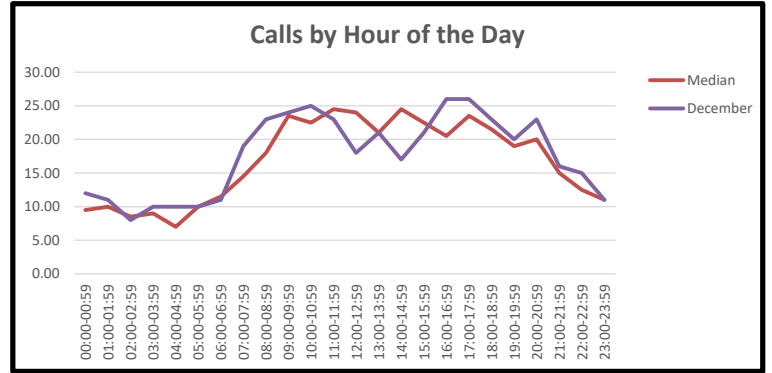
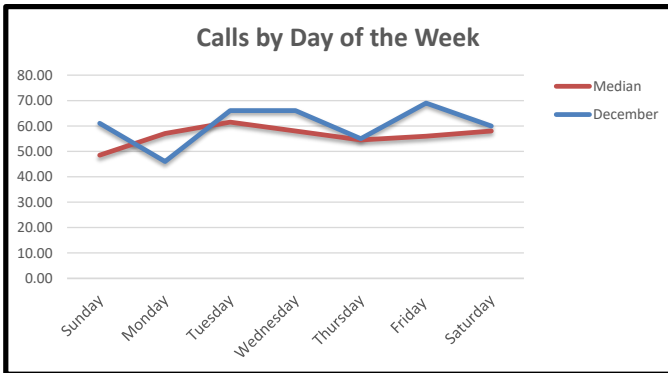
Training

January ALS Consortium Tng
 January FREMS Department Tng

Fitch-Rona Community Events

Event	Involvement
Community / Area Events	

Statistics



Top 70% Dispatch Reasons for Calls for Service - December			
Previous Month	Current Month	Complaint	
2	1	Sick Person	17.97 %
1	2	Falls	16.08 %
	3	Breathing Problems	10.64 %
5	4	Unconscious	8.27 %
3	5	Chest Pain	7.33 %
4	6	Unknown Problem	5.20 %
	7	Seizure	4.02 %
		Fire Incident	4.02 %
			73.53 %

Calls by Station - December		
Verona	127	30%
FB Sta 2	156	37%
FB Sta 3	140	33%

Financial Report

A/R Aging (as of January 2nd, 2024) (3Rivers)

	0-30	31-60	61-90	91-120	121-150	151-180	180+	Total
3Rivers	\$45,417	\$46,806	\$283,350	\$208,211	\$216,457	\$172,114	\$687,232	\$1,659,588
EMS MC	\$893,817	\$34,855	\$8,386					\$937,058
Total	\$939,235	\$81,661	\$291,736	\$208,211	\$216,457	\$172,114	\$687,232	\$2,596,646
Current %	36.2%	3.1%	11.2%	8.0%	8.3%	6.6%	26.5%	100.0%
Goals	40.0%	20.0%	10.0%	7.0%	5.0%	3.0%	15.0%	100.0%

Cash on Hand

	12/29/2023	Previous Month	Previous Year	Change from Prev Month	Change from Prev Year
Checking/Market	\$ 443,909.34	\$ 796,797.15	\$ 492,966.71	\$ (352,887.81)	\$ (49,057.37)
Savings	\$ 17,454.69	\$ 17,447.76	\$ 65,034.55	\$ 6.93	\$ (47,579.86)
Oak Bank - CD 8518	\$ 150,931.43	\$ 150,931.43	\$ 150,931.43	\$ -	\$ -
Oak Bank - CD 0852	\$ 100,000.00	\$ 100,000.00	\$ -	\$ -	\$ 100,000.00
Oak Bank - CD 1824	\$ 200,000.00				
WISC Funds	\$ 254,879.62	\$ 253,763.89	\$ 245,570.80	\$ 1,115.73	\$ 9,308.82
Total Cash	\$ 1,167,175.08	\$ 1,318,940.23	\$ 954,503.49	\$ (351,765.15)	\$ 212,671.59

Assigned Fund Balances - Oak Bank

	12/29/2023	Previous Month	Previous Year	Change from Prev Month	Change from Prev Year
FAP Funds (Restricted)	\$ -	\$ -	\$ 12,901.90	\$ -	\$ (12,901.90)
ARPA (Restricted)	\$ -	\$ -	\$ 11,164.72	\$ -	\$ (11,164.72)
2022/2023 EPIC Grant	\$ -	\$ -	\$ 30,000.00	\$ -	\$ -
Total Assigned Funds	\$ -	\$ -	\$ 54,066.62	\$ -	\$ (54,066.62)

Assigned Fund Balances - WISC - HRA and Labor Contract Funds

	12/29/2023	Previous Month	Previous Year	Change from Prev Month	Change from Prev Year
Money Market	\$ 629.88	\$ 627.09	\$ 599.06	\$ 2.79	\$ 30.82
Investment Acct	\$ 254,249.74	\$ 253,136.80	\$ 244,971.74	\$ 1,112.94	\$ 9,278.00
Total Assigned Funds	\$ 254,879.62	\$ 253,763.89	\$ 245,570.80	\$ 1,115.73	\$ 9,308.82

November Donations

January Milestones

Dale Dow - 26-years
 Patrick Anderson - 23-years
 Mollie Jesberger - 19-years
 Kristy Schnabel - 14-years

Comparables - Calls for Service

Service	2017	2018	2019	2020	2021	2022	2023	Percent Change 2022-2023
Fitch-Rona EMS	3077	3245	3443	3505	4184	4267	4858	13.9%
Middleton EMS	1816	1825	1969	1898	2254	2543		
Sun Prairie EMS	2828	2839	3165	3213	3368	3692		

Other Updates

Replacement ambulance delivery (2023) now expected to be delayed until October 2024 (Previously July)

SHOUT OUTS

Shout out to Paramedic Hankley for his patience and assistance with paramedic student on a complicated cardiac arrest calls
 Shout to FBFD E2 crew (Wayne, Bryan, Nick, Lucas) for the care of an overdose patient while our units were on calls and an MFD unit needed to respond
 Shout out to Ross and Kristy from a patient on their care working in a complicated environment