



Patrick Anderson, EMS Chief

101 Lincoln Street
 Verona, WI 53593
 608-497-2909 (Business Office)
 608-845-9455 (Fax)
 www.fitchronaems.com

Chief's Report

November-2023

EMS Calls for Service				
Month	2021	2022	2023	Change from Previous Year
January	299	341	432	27%
February	304	285	359	26%
March	330	346	411	19%
April	332	328	376	15%
May	320	381	391	3%
June	384	370	403	9%
July	352	349	359	3%
August	375	342	440	29%
September	381	369	445	21%
October	367	342	414	21%
November	359	384		
December	381	427		
Total	4,184	4,320	4030	17.1%

Runs by Municipality				
Municipality	Oct-23	Oct-22	Year to Date	Percent of Total Runs to Date
City of Fitchburg	274	205	2615	65%
City of Verona	108	91	1031	26%
Town of Verona	13	12	117	3%
City of Madison	5	4	47	1%
Belleville (District)	7	6	51	1%
Mount Horeb (Dist)	3	6	62	2%
Other	4	17	107	3%

Fractile Times for Previous Month (For Calls in the District/Transported Patients)		
	Service Median (in minutes)	90th Percentile (in minutes)
Notified to Enroute	1.36	2.47
En Route to Arrived on Scene	5.15	9.62
Notified to Arrived on Scene	6.70	11.09
On scene to Transporting	14.46	23.24
Transporting to Destination	15.79	23.88
At Destination to Unit in Service	12.42	18.69

Special Reporting	2023 Estimate	5058
Naloxone Administration	4	2
Car 15/17 Responses		5
Out of Resources	2023	2022
All trucks on calls - October	22	13
Mutual Aid Required - YTD	37	14 Total

Average calls per day - Previous Year (2022)	11.69
Average calls per day - Year to date	13.26

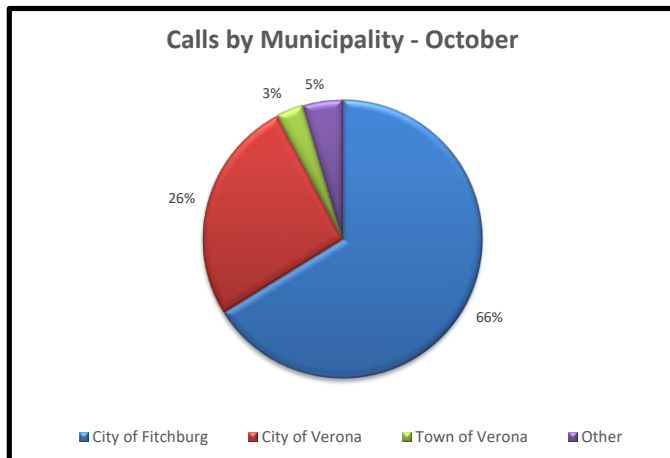
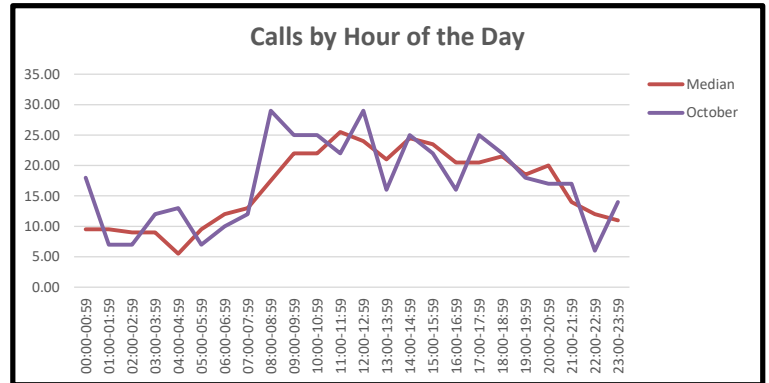
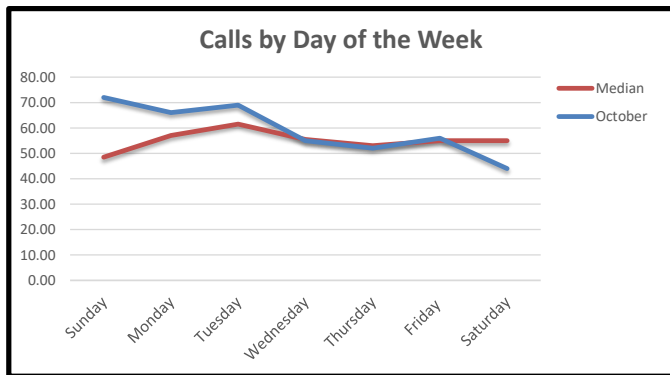
Training

Spetmeber ALS Consortium Tng
 September FREMS Department Tng Run Review

Fitch-Rona Community Events

Event	Involvement
Community / Area Events	

Statistics



Top 70% Dispatch Reasons for Calls for Service - October			
Previous Month	Current Month	Complaint	Percentage
1	1	Sick Person	16.91 %
2	2	Falls	16.43 %
7	3	Unknown Problem	8.94 %
5	4	Breathing Problems	7.25 %
4	5	Chest Pain	6.28 %
3	6	Unconscious	6.28 %
	7	Fire Standby	3.62 %
	8	Hemorrhage	3.38 %
6	9	Traffic Incident	3.38 %
			72.47 %

Calls by Station - October		
Station	Count	Percentage
Verona	127	31%
FB Sta 2	159	38%
FB Sta 3	127	31%

Financial Report

A/R Aging (as of October 31st, 2023)

	0-30	31-60	61-90	91-120	121-150	151-180	180+	Total
Current	\$80,828	\$458,315	\$401,793	\$198,595	\$101,749	\$50,960	\$541,706	\$1,833,946
Current %	4.4%	25.0%	21.9%	10.8%	5.5%	2.8%	29.5%	100.0%
Goals	40.0%	20.0%	10.0%	7.0%	5.0%	3.0%	15.0%	100.0%

Cash on Hand

	10/31/2023	Previous Month	Previous Year	Change from Prev Month	Change from Prev Year
Checking/Market	\$ 962,965.55	\$ 1,123,892.54	\$ 774,549.95	\$ (160,926.99)	\$ 188,415.60
Savings	\$ 17,440.59	\$ 17,432.95	\$ 65,716.94	\$ 7.64	\$ (48,276.35)
Oak Bank - CD 8518	\$ 150,931.43	\$ 150,931.43	\$ 150,931.43	\$ -	\$ -
Oak Bank - CD 0852	\$ 100,000.00	\$ 100,993.45	\$ -	\$ (993.45)	\$ 100,000.00
WISC Funds	\$ 251,363.31	\$ 251,360.52	\$ 244,667.60	\$ 2.79	\$ 6,695.71
Total Cash	\$ 1,482,700.88	\$ 1,644,610.89	\$ 1,235,865.92	\$ (161,910.01)	\$ 246,834.96

Assigned Fund Balances - Oak Bank

	10/31/2023	Previous Month	Previous Year	Change from Prev Month	Change from Prev Year
FAP Funds (Restricted)	\$ -	\$ -	\$ 12,901.90	\$ -	\$ (12,901.90)
ARPA (Restricted)	\$ -	\$ -	\$ 11,164.72	\$ -	\$ (11,164.72)
2022/2023 EPIC Grant	\$ -	\$ -	\$ 30,000.00	\$ -	\$ -
Total Assigned Funds	\$ -	\$ -	\$ 54,066.62	\$ -	\$ (54,066.62)

Assigned Fund Balances - WISC - HRA and Labor Contract Funds

	10/31/2023	Previous Month	Previous Year	Change from Prev Month	Change from Prev Year
Money Market	\$ 624.39	\$ 621.60	\$ 595.30	\$ 2.79	\$ 29.09
Investment Acct	\$ 157,573.94	\$ 157,573.94	\$ 151,072.30	\$ -	\$ 6,501.64
CD (2-year)	\$ 93,164.98	\$ 93,164.98	\$ 93,000.00	\$ -	\$ 164.98
Total Assigned Funds	\$ 251,363.31	\$ 251,360.52	\$ 244,667.60	\$ 2.79	\$ 6,695.71

October Donations

November Milestones

Comparables - Calls for Service

Service	2016	2017	2018	2019	2020	2021	2022	Percent Change 2021-2022
Fitch-Rona EMS	2894	3077	3245	3443	3505	4184	4267	2.4%
Middleton EMS	1776	1816	1825	1969	1898	2254	2543	15.2%
Sun Prairie EMS	2467	2828	2839	3165	3213	3368	3692	4.8%

Other Updates

Replacement ambulance delivery (2023) now expected to be delayed until October 2024 (Previously July)
 Currently have one ambulance out of service waiting for parts to repair the heat in the patient care compartment

SHOUT OUTS

Thank you card from a patient for the care they received - Amy Hanson and Ryan Dockry

LT Imhoff asked for a shout-out to Jamie Ennis and Amy Hanson for a "major cleaning" of the bedrooms as FB Station #2.

Thank you to DC Jeff for his falls presentation at the Our Lady of Queen Peace church.

LTE Medic Lane Mathson and LTE EMS Austin Doberstein received a thank you from Verona Cubs Scout Pack 549 dens 8/9 for first aid training

Deputy Chief Mlekush wanted to recognize LT Schnabel and EMT Austin Doberstein for the representation of FREMS at the FFD Open House on 10/14