



Patrick Anderson, EMS Chief

101 Lincoln Street
Verona, WI 53593
608-497-2909 (Business Office)
608-845-9455 (Fax)
www.fitchronaems.com

Chief's Report

November-2024

EMS Calls for Service				
Month	2022	2023	2024	Change from Previous Year
January	341	432	412	-5%
February	285	359	386	8%
March	346	411	384	-7%
April	328	376	382	2%
May	381	391	414	6%
June	370	403	469	16%
July	349	359	457	27%
August	372	440	464	5%
September	369	445	431	-3%
October	342	414	464	12%
November	387	405		
December	427	423		
Total	4,267	4,858	4263	6.2%

Runs by Municipality				
Municipality	Oct-24	Oct-23	Year to Date	Percent of Total Runs to Date
City of Fitchburg	299	274	2846	67%
City of Verona	105	108	1079	25%
Town of Verona	20	13	122	3%
City of Madison	9	5	59	1%
Belleville (District)	9	7	34	1%
Mount Horeb (Dist)	8	3	62	1%
Other	14	4	61	1%

Fractile Times for Previous Month		
	Service Median (in minutes)	90th Percentile (in minutes)
Notified to Enroute	1.45	2.74
En Route to Arrived on Scene	4.83	9.71
Notified to Arrived on Scene	6.54	11.59
On scene to Transporting	14.70	24.25
Transporting to Destination	15.27	23.46
At Destination to Unit in Service	11.87	19.74

Special Reporting		
	2024 Estimated Call Volume	5159
	Oct-24	Oct-23
Naloxone Administration	3	4
Car 15/17 Responses	4	12
Out of Resources	2024	2023
All trucks on calls - October	19	22
Mutual Aid Required - YTD	37	42 Total

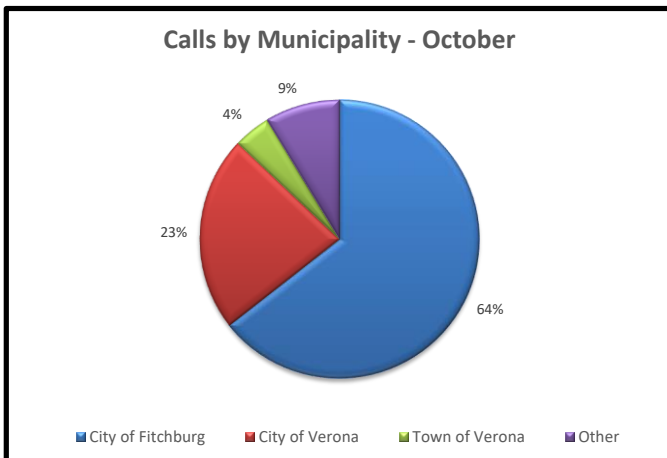
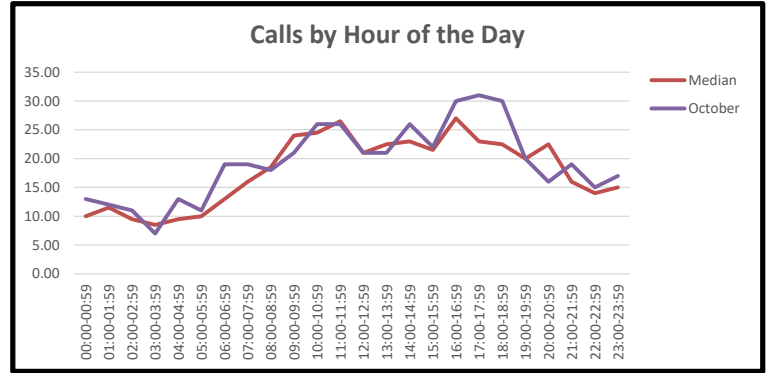
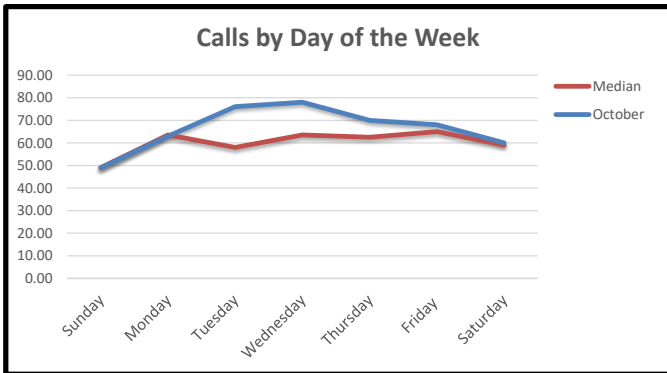
Average calls per day - Previous Year (2023)	13.31
Average calls per day - Year to date	13.98

Community Events October 10th - November 11

- VAHS Varsity Football
- VAHS Cross Country Sectionals
- FB Fire Department Open House
- CPR/First Aid class for Latitude Corp
- Ambulance demo for Verona Girl Scouts

- Ross, Macayla, Kristy
- Mollie Olson, Kristy, Macayla
- Ross Williams
- Patrick
- Jamie

Statistics



Top 70% Dispatch Reasons for Calls for Service - October			
Previous Month	Current Month	Complaint	
1	1	Falls	18.32 %
2	2	Sick Person	17.24 %
5	3	Unknown Problem	7.11 %
6	4	Chest Pain	6.68 %
3	5	Breathing Problems	6.25 %
4	6	Unconscious/Fainting	6.25 %
7	7	Traffic Incident	4.74 %
8	8	Abdominal Pain/Problems	4.31 %
			70.90 %

Calls by Station - October		
Station	Count	Percentage
Verona	130	30%
FB Sta 2	182	42%
FB Sta 3	152	35%

Financial Report

A/R Aging (as of October 31st, 2024)

	0-30	31-60	61-90	91-120	121-180	180+	Total
3Rivers	\$3,934	\$3,091	\$4,386	\$3,536	\$5,985	\$243,395	\$264,326
EMS MC	\$1,015,980	\$420,509	\$177,008	\$137,597	\$245,281	\$307,241	\$2,303,615
Total	\$1,019,914	\$423,600	\$181,393	\$141,132	\$251,266	\$550,636	\$2,567,941
Current %	39.7%	16.5%	7.1%	5.5%	9.8%	21.4%	100.0%
Goals	40.0%	20.0%	10.0%	7.0%	8.0%	3.0%	

Cash on Hand

	10/31/2024	Previous Month	Previous Year	Change from Prev Month	Change from Prev Year
Checking/Market	\$ 1,147,760.06	\$ 1,322,281.96	\$ 962,965.55	\$ (174,521.90)	\$ 184,794.51
Savings	\$ 52,652.46	\$ 96,768.64	\$ 17,440.59	\$ (44,116.18)	\$ 35,211.87
Oak Bank - CD 8518	\$ 150,931.43	\$ 150,931.43	\$ 150,931.43	\$ -	\$ -
Oak Bank - CD 0852	\$ 100,000.00	\$ 100,000.00	\$ 100,993.45	\$ -	\$ (993.45)
Oak Bank - CD 1824	\$ 200,000.00	\$ 200,000.00	\$ -	\$ -	\$ 200,000.00
WISC Funds	\$ 265,756.17	\$ 264,709.90	\$ 251,363.31	\$ 1,046.27	\$ 14,392.86
Total Cash	\$ 1,917,100.12	\$ 2,134,691.93	\$ 1,483,694.33	\$ (217,591.81)	\$ 433,405.79

Assigned Fund Balances - Oak Bank

	10/31/2024	Previous Month	Previous Year	Change from Prev Month	Change from Prev Year
FAP Funds (Restricted)	\$ 9,367.13	\$ 9,367.13	\$ -	\$ -	\$ 9,367.13
2024 EPIC Grant	\$ 580.00	\$ 580.00	\$ -	\$ -	\$ 580.00
Labor Contract Funds	\$ 24,000.00	\$ 24,000.00	\$ 24,000.00	\$ -	
Total Assigned Funds	\$ 33,947.13	\$ 33,947.13	\$ 24,000.00	\$ -	\$ 9,947.13

Assigned Fund Balances - WISC - Health Retirement Account Funds

	10/31/2024	Previous Month	Previous Year	Change from Prev Month	Change from Prev Year
Money Market	\$ 657.33	\$ 654.54	\$ 624.39	\$ 2.79	\$ 32.94
Investment Acct	\$ 265,098.84	\$ 264,055.36	\$ 250,738.92	\$ 1,043.48	\$ 14,359.92
Total Assigned Funds	\$ 265,756.17	\$ 264,709.90	\$ 251,363.31	\$ 1,046.27	\$ 14,392.86

October Donations

November Milestones

Jeff Dostalek - 9-Years
Eric Anderson - 3-Years

Comparables - Calls for Service

Service	2017	2018	2019	2020	2021	2022	2023	Percent Change 2022-2023
Fitch-Rona EMS	3077	3245	3443	3505	4184	4267	4858	13.9%
Middleton EMS	1816	1825	1969	1898	2254	2543	2715	6.8%
Sun Prairie EMS	2828	2839	3165	3213	3368	3692	4424	19.8%

Other Updates

Replacement ambulance delivery (2023) now expected to be delayed until **January**
DC position was reposted to get a larger applicant pool
Had a full-time medic step down to an LTE position. Filled the position with Mollie Olson from the LTE pool/Paramedic Internship.
Partnered with Madison Fire to provide paramedic staffing support to the Badger Football Game (10/26) and Hockey (11/9)

SHOUT OUTS

Jamie and Justin received a "Nice work" from UW Peds nurse on great patient care
Thank You card for Hayden and Ryan D for great care from a pediatric patient
Jamie Ennis helped with an ambulance tour and first aid course for Verona Girl Scout Troop! Nice job!