



Patrick Anderson, EMS Chief

101 Lincoln Street
 Verona, WI 53593
 608-497-2909 (Business Office)
 608-845-9455 (Fax)
 www.fitchronaems.com

Chief's Report

April-2024

EMS Calls for Service				
Month	2022	2023	2024	Change from Previous Year
January	341	432	412	-5%
February	285	359	386	8%
March	346	411	384	-7%
April	328	376		
May	381	391		
June	370	403		
July	349	359		
August	372	440		
September	369	445		
October	342	414		
November	387	405		
December	427	423		
Total	4,267	4,858	1182	-1.2%

Runs by Municipality				
Municipality	Mar-24	Mar-23	Year to Date	Percent of Total Runs to Date
City of Fitchburg	259	255	811	69%
City of Verona	97	117	295	25%
Town of Verona	9	11	24	2%
City of Madison	4	6	17	1%
Belleville (District)	3	7	8	1%
Mount Horeb (Dist)	7	4	12	1%
Other	5	11	15	1%

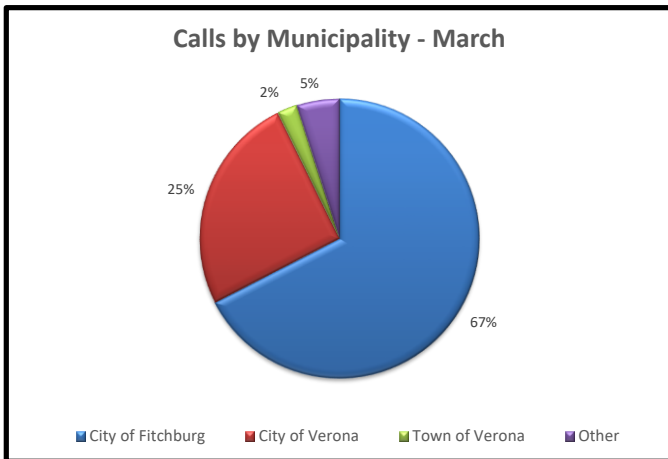
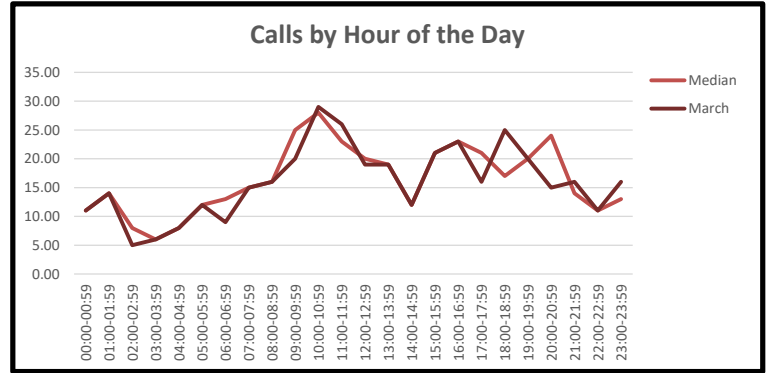
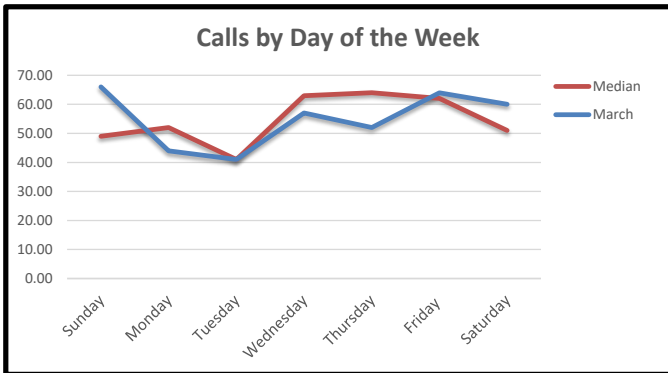
Fractile Times for Previous Month		
	Service Median (in minutes)	90th Percentile (in minutes)
Notified to Enroute	1.51	2.63
En Route to Arrived on Scene	4.58	8.45
Notified to Arrived on Scene	6.33	10.17
On scene to Transporting	14.45	23.70
Transporting to Destination	14.59	22.30
At Destination to Unit in Service	11.80	17.35

Special Reporting		
	2024 Estimated Call Volume	4798
	Mar-24	Mar-23
Naloxone Administration	2	1
Car 15/17 Responses	3	3
Out of Resources	2024	2023
All trucks on calls - March	19	15
Mutual Aid Required - YTD	10	42 Total

Average calls per day - Previous Year (2023)	13.31
Average calls per day - Year to date	12.99

Fitch-Rona Community Events	
Event	Involvement
Community /	
Area Events	

Statistics



Top 70% Dispatch Reasons for Calls for Service - March			
Previous Month	Current Month	Complaint	Percentage
1	1	Sick Person	17.97 %
2	2	Falls	14.76 %
6	3	Breathing Problems	7.81 %
7	4	Traffic Incident	7.81 %
4	5	Chest Pain	7.03 %
5	6	Unconscious/Fainting	5.99 %
8	7	Seizure	4.69 %
3	8	Unknown Problem	4.69 %
			70.75 %

Calls by Station - March		
Station	Count	Percentage
Verona	115	30%
FB Sta 2	137	36%
FB Sta 3	131	34%

Financial Report

A/R Aging (as of March 29th, 2024)

	0-30	31-60	61-90	91-120	121-150	151-180	180+	Total
3Rivers	\$36,190	\$59,660	\$8,659	\$22,261	\$25,716	\$133,416	\$908,244	\$1,194,146
EMS MC	\$1,411,631	\$217,525	\$47,841	\$3,386				\$1,680,384
Total	\$1,447,821	\$277,185	\$56,500	\$25,647	\$25,716	\$133,416	\$908,244	\$2,874,529
Current %	50.4%	9.6%	2.0%	0.9%	0.9%	4.6%	31.6%	100.0%
Goals	40.0%	20.0%	10.0%	7.0%	5.0%	3.0%	15.0%	100.0%

Cash on Hand

	3/29/2024	Previous Month	Previous Year	Change from Prev Month	Change from Prev Year
Checking/Market	\$ 1,074,017.26	\$ 1,094,783.70	\$ 1,165,347.57	\$ (20,766.44)	\$ (91,330.31)
Savings	\$ 17,501.47	\$ 17,469.52	\$ 62,567.11	\$ 31.95	\$ (45,065.64)
Oak Bank - CD 8518	\$ 150,931.43	\$ 150,931.43	\$ 150,931.43	\$ -	\$ -
Oak Bank - CD 0852	\$ 100,000.00	\$ 100,000.00		\$ -	\$ 100,000.00
Oak Bank - CD 1824	\$ 200,000.00	\$ 200,000.00		\$ -	\$ 200,000.00
WISC Funds	\$ 258,134.68	\$ 257,031.12	\$ 247,374.28	\$ 1,103.56	\$ 10,760.40
Total Cash	\$ 1,800,584.84	\$ 1,820,215.77	\$ 1,626,220.39	\$ (19,630.93)	\$ 174,364.45

Assigned Fund Balances - Oak Bank

	3/29/2024	Previous Month	Previous Year	Change from Prev Month	Change from Prev Year
FAP Funds (Restricted)	\$ -	\$ -	\$ 12,751.90	\$ -	\$ (12,751.90)
ARPA (Restricted)	\$ -	\$ -	\$ 23,359.83	\$ -	\$ (23,359.83)
2022/2023 EPIC Grant	\$ -	\$ -	\$ 30,000.00	\$ -	\$ -
Total Assigned Funds	\$ -	\$ -	\$ 66,111.73	\$ -	\$ (66,111.73)

Assigned Fund Balances - WISC - HRA and Labor Contract Funds

	3/31/2024	Previous Month	Previous Year	Change from Prev Month	Change from Prev Year
Money Market	\$ 638.07	\$ 635.28	\$ 605.88	\$ 2.79	\$ 32.19
Investment Acct	\$ 257,496.61	\$ 256,395.84	\$ 246,768.40	\$ 1,100.77	\$ 10,728.21
Total Assigned Funds	\$ 258,134.68	\$ 257,031.12	\$ 247,374.28	\$ 1,103.56	\$ 10,760.40

March Donations

\$25 donation from a Verona Resident

April Milestones

Comparables - Calls for Service

Service	2017	2018	2019	2020	2021	2022	2023	Percent Change 2022-2023
Fitch-Rona EMS	3077	3245	3443	3505	4184	4267	4858	13.9%
Middleton EMS	1816	1825	1969	1898	2254	2543	2715	6.8%
Sun Prairie EMS	2828	2839	3165	3213	3368	3692	4424	19.8%

Other Updates

Replacement ambulance delivery (2023) now expected to be delayed until **November (Previously October)**
 One employee out on maternity leave through May

SHOUT OUTS
